


**Summary Institution-Level Pass Rate Data: *Alternative Teacher Preparation Program Within IHE***

		<b>HEOA - Title II 2020 - 2021 Academic Year</b>				
<b>Institution Name</b>		Asbury University				
<b>Institution Code</b>		1019				
<b>State</b>		Kentucky				
<i>April 4, 2022</i>						
				<b>Statewide</b>		
<b>Group</b>	<b>Number Taking Assessment<sup>1</sup></b>	<b>Number Passing Assessment<sup>2</sup></b>	<b>Institutional Pass Rate</b>	<b>Number Taking Assessment<sup>1</sup></b>	<b>Number Passing Assessment<sup>2</sup></b>	<b>Statewide Pass Rate</b>
All program completers, 2020-21	4			513	484	94%
All program completers, 2019-20	9			449	440	98%
All program completers, 2018-19	2			430	423	98%
All program completers, combined 2018/19-2020/21 <sup>3</sup>	15	15	100%			


Note: In cases where there are less than ten students taking the assessment or license/certificate, the number passing and pass rate are not reported.

<sup>1</sup> Number of completers taking one or more assessments within their area of specialization.

<sup>2</sup> Summary level "Number Taking Assessment" may differ from assessment level "Number Taking Assessment" because each student is counted once at the summary level but may be counted in multiple assessments at the assessment level.

<sup>3</sup> When two or more completer groups have fewer than ten completers, data is combined across the three completer years into an additional completer group for the Summary pass rates.

**Single Assessment Institution-Level Pass Rate Data: *Alternative Teacher Preparation Program Within IHE***


	<b>HEOA - Title II 2020 - 2021 Academic Year</b>
	<b>Institution Name</b> Asbury University
	<b>Institution Code</b> 1019
	<b>State</b> Kentucky

April 4, 2022

Assessment Information <sup>1</sup>	Group	Number Taking Assessment	Number Passing Assessment	Institutional Pass Rate	Institutional Average Scaled Score	Assessment Cut Score <sup>2</sup>	Statewide			
							Number Taking Assessment	Number Passing Assessment	Statewide Pass Rate	Statewide Average Scaled Score
<b>AGRICULTURE (5701)</b>  Test Company: ETS Score Range: 100-200	All enrolled students who have completed all nonclinical courses, 2020-21									
	Other enrolled students, 2020-21						1			
	All program completers, 2020-21									
	All program completers, 2019-20									
	All program completers, 2018-19									
<b>ART CONTENT AND ANALYSIS (5135)</b>  Test Company: ETS Score Range: 100-200	All enrolled students who have completed all nonclinical courses, 2020-21						1			
	Other enrolled students, 2020-21						9			
	All program completers, 2020-21						10	10	100%	171
	All program completers, 2019-20						6			
	All program completers, 2018-19						7			
<b>BIOLOGY CONTENT KNOWLEDGE (0235)</b>  Test Company: ETS Score Range: 100-200	All enrolled students who have completed all nonclinical courses, 2020-21									
	Other enrolled students, 2020-21						33	31	94%	163
	All program completers, 2020-21						24	24	100%	165
	All program completers, 2019-20						19	19	100%	168
	All program completers, 2018-19						27	27	100%	166
<b>BUSINESS ED CONTENT KNOWLEDGE (5101)</b>  Test Company: ETS Score Range: 100-200	All enrolled students who have completed all nonclinical courses, 2020-21						1			
	Other enrolled students, 2020-21						6			
	All program completers, 2020-21						11	11	100%	172
	All program completers, 2019-20						10	10	100%	176

**Single Assessment Institution-Level Pass Rate Data: *Alternative Teacher Preparation Program Within IHE***

	All program completers, 2018-19						20	20	100%	175
--	---------------------------------	--	--	--	--	--	----	----	------	-----

	<b>HEOA - Title II 2020 - 2021 Academic Year</b>
	Asbury University
	1019
	Kentucky


April 4, 2022

Assessment Information <sup>1</sup>	Group	Number Taking Assessment	Number Passing Assessment	Institutional Pass Rate	Institutional Average Scaled Score	Assessment Cut Score <sup>2</sup>	Statewide			
							Number Taking Assessment	Number Passing Assessment	Statewide Pass Rate	Statewide Average Scaled Score
<b>CHEMISTRY CONTENT KNOWLEDGE (0245)</b>  Test Company: ETS Score Range: 100-200	All enrolled students who have completed all nonclinical courses, 2020-21						1			
	Other enrolled students, 2020-21						11	9	82%	158
	All program completers, 2020-21						6			
	All program completers, 2019-20	1				147	16	15	94%	163
	All program completers, 2018-19						10	10	100%	173
<b>CHINESE (MANDARIN) WORLD LANGUAGE (5665)</b>  Test Company: ETS Score Range: 100-200	All enrolled students who have completed all nonclinical courses, 2020-21									
	Other enrolled students, 2020-21						1			
	All program completers, 2020-21									
	All program completers, 2019-20						4			
	All program completers, 2018-19						1			
<b>EARTH AND SPACE SCIENCES - CK (5571)</b>  Test Company: ETS Score Range: 100-200	All enrolled students who have completed all nonclinical courses, 2020-21									
	Other enrolled students, 2020-21						4			
	All program completers, 2020-21						1			
	All program completers, 2019-20									



**Single Assessment Institution-Level Pass Rate Data: *Alternative Teacher Preparation Program Within IHE***

	All program completers, 2018-19						68	68	100%	169
<b>ELEM ED MULTI SUBJ SCIENCES (5005)</b>  Test Company: ETS Score Range: 100-200	All enrolled students who have completed all nonclinical courses, 2020-21									
	Other enrolled students, 2020-21	1				159	111	94	85%	170
	All program completers, 2020-21						77	74	96%	170
	All program completers, 2019-20						57	57	100%	173
	All program completers, 2018-19						68	68	100%	168
<b>ELEM ED MULTI SUBJ SOCIAL STUDIES (5004)</b>  Test Company: ETS Score Range: 100-200	All enrolled students who have completed all nonclinical courses, 2020-21									
	Other enrolled students, 2020-21	1				155	104	88	85%	167
	All program completers, 2020-21						78	74	95%	167
	All program completers, 2019-20						57	56	98%	171
	All program completers, 2018-19						68	68	100%	166


	<b>HEOA - Title II 2020 - 2021 Academic Year</b>
<b>Institution Name</b>	Asbury University
<b>Institution Code</b>	1019
<b>State</b>	Kentucky

April 4, 2022

Assessment Information <sup>1</sup>	Group	Number Taking Assessment	Number Passing Assessment	Institutional Pass Rate	Institutional Average Scaled Score	Assessment Cut Score <sup>2</sup>	Statewide			
							Number Taking Assessment	Number Passing Assessment	Statewide Pass Rate	Statewide Average Scaled Score
<b>ENGLISH LANGUAGE ARTS: CONTENT AND ANALYSIS (5039)</b>  Test Company: ETS Score Range: 100-200	All enrolled students who have completed all nonclinical courses, 2020-21						1			
	Other enrolled students, 2020-21	1				168	47	40	85%	175
	All program completers, 2020-21						42	42	100%	177
	All program completers, 2019-20						30	30	100%	179

**Single Assessment Institution-Level Pass Rate Data: *Alternative Teacher Preparation Program Within IHE***

	All program completers, 2018-19							29	29	100%	178
<b>ENGLISH TO SPEAKERS OF OTHER LANGUAGES (DISC) (5361)</b>  <i>Test Company: ETS</i> <i>Score Range: 100-200</i>	All enrolled students who have completed all nonclinical courses, 2020-21										
	Other enrolled students, 2020-21										
	All program completers, 2020-21										
	All program completers, 2019-20	1				157	1				
	All program completers, 2018-19										
<b>ENGLISH TO SPEAKERS OF OTHER LANGUAGES (5362)</b>  <i>Test Company: ETS</i> <i>Score Range: 100-200</i>	All enrolled students who have completed all nonclinical courses, 2020-21										
	Other enrolled students, 2020-21	5				155	6				
	All program completers, 2020-21	3				155	4				
	All program completers, 2019-20	5				155	5				
	All program completers, 2018-19	2				155	2				
<b>FAMILY AND CONSUMER SCIENCES (5122)</b>  <i>Test Company: ETS</i> <i>Score Range: 100-200</i>	All enrolled students who have completed all nonclinical courses, 2020-21										
	Other enrolled students, 2020-21										
	All program completers, 2020-21						2				
	All program completers, 2019-20						2				
	All program completers, 2018-19						5				


	<b>HEOA - Title II</b> <b>2020 - 2021 Academic Year</b>
	<b>Institution Name</b> Asbury University
	<b>Institution Code</b> 1019
	<b>State</b> Kentucky

April 4, 2022
**Statewide**

**Single Assessment Institution-Level Pass Rate Data: *Alternative Teacher Preparation Program Within IHE***

<b>Assessment Information<sup>1</sup></b>	<b>Group</b>	<b>Number Taking Assessment</b>	<b>Number Passing Assessment</b>	<b>Institutional Pass Rate</b>	<b>Institutional Average Scaled Score</b>	<b>Assessment Cut Score<sup>2</sup></b>	<b>Number Taking Assessment</b>	<b>Number Passing Assessment</b>	<b>Statewide Pass Rate</b>	<b>Statewide Average Scaled Score</b>
<b>FRENCH WORLD LANGUAGE (5174)</b>  <i>Test Company: ETS</i> <i>Score Range: 100-200</i>	All enrolled students who have completed all nonclinical courses, 2020-21									
	Other enrolled students, 2020-21									
	All program completers, 2020-21									
	All program completers, 2019-20						1			
	All program completers, 2018-19									
<b>GERMAN WORLD LANGUAGE (5183)</b>  <i>Test Company: ETS</i> <i>Score Range: 100-200</i>	All enrolled students who have completed all nonclinical courses, 2020-21									
	Other enrolled students, 2020-21						1			
	All program completers, 2020-21						1			
	All program completers, 2019-20									
	All program completers, 2018-19									
<b>HEALTH AND PE (5857)</b>  <i>Test Company: ETS</i> <i>Score Range: 100-200</i>	All enrolled students who have completed all nonclinical courses, 2020-21									
	Other enrolled students, 2020-21						14	12	86%	165
	All program completers, 2020-21						5			
	All program completers, 2019-20						1			
	All program completers, 2018-19									
<b>HEALTH EDUCATION (5551)</b>  <i>Test Company: ETS</i> <i>Score Range: 100-200</i>	All enrolled students who have completed all nonclinical courses, 2020-21									
	Other enrolled students, 2020-21						1			
	All program completers, 2020-21						1			
	All program completers, 2019-20									
	All program completers, 2018-19						1			

**Single Assessment Institution-Level Pass Rate Data: *Alternative Teacher Preparation Program Within IHE***

	<b>HEOA - Title II 2020 - 2021 Academic Year</b>	
	Institution Name	Asbury University
	Institution Code	1019
	State	Kentucky


April 4, 2022

Assessment Information <sup>1</sup>	Group	Number Taking Assessment	Number Passing Assessment	Institutional Pass Rate	Institutional Average Scaled Score	Assessment Cut Score <sup>2</sup>	Statewide			
							Number Taking Assessment	Number Passing Assessment	Statewide Pass Rate	Statewide Average Scaled Score
<b>INTERDIS EARLY CHILD EDUCATION (5023)</b>  Test Company: ETS Score Range: 100-200	All enrolled students who have completed all nonclinical courses, 2020-21						3			
	Other enrolled students, 2020-21						9			
	All program completers, 2020-21						25	25	100%	179
	All program completers, 2019-20						21	21	100%	181
	All program completers, 2018-19						13	13	100%	184
<b>MATHEMATICS CONTENT KNOWLEDGE (5161)</b>  Test Company: ETS Score Range: 100-200	All enrolled students who have completed all nonclinical courses, 2020-21									
	Other enrolled students, 2020-21						30	18	60%	164
	All program completers, 2020-21						24	21	88%	166
	All program completers, 2019-20	1				160	25	22	88%	165
	All program completers, 2018-19						21	19	90%	167
<b>MIDDLE SCHOOL ENG LANG ARTS (5047)</b>  Test Company: ETS Score Range: 100-200	All enrolled students who have completed all nonclinical courses, 2020-21						2			
	Other enrolled students, 2020-21						14	11	79%	169
	All program completers, 2020-21						21	15	71%	168
	All program completers, 2019-20						13	13	100%	171
	All program completers, 2018-19						11	11	100%	171
<b>MIDDLE SCHOOL MATHEMATICS (5169)</b>  Test Company: ETS Score Range: 100-200	All enrolled students who have completed all nonclinical courses, 2020-21						1			
	Other enrolled students, 2020-21						24	18	75%	169
	All program completers, 2020-21						28	26	93%	177
	All program completers, 2019-20						12	12	100%	183



**Single Assessment Institution-Level Pass Rate Data: *Alternative Teacher Preparation Program Within IHE***

	All program completers, 2018-19						12	12	100%	183
--	---------------------------------	--	--	--	--	--	----	----	------	-----


	<b>HEOA - Title II 2020 - 2021 Academic Year</b>
	Asbury University
	1019
	Kentucky

April 4, 2022

Assessment Information <sup>1</sup>	Group	Number Taking Assessment	Number Passing Assessment	Institutional Pass Rate	Institutional Average Scaled Score	Assessment Cut Score <sup>2</sup>	Statewide			
							Number Taking Assessment	Number Passing Assessment	Statewide Pass Rate	Statewide Average Scaled Score
<b>MIDDLE SCHOOL SCIENCE (5440)</b>  Test Company: ETS Score Range: 100-200	All enrolled students who have completed all nonclinical courses, 2020-21						1			
	Other enrolled students, 2020-21						36	34	94%	164
	All program completers, 2020-21						20	20	100%	169
	All program completers, 2019-20						20	20	100%	173
	All program completers, 2018-19						16	16	100%	163
<b>MIDDLE SCHOOL SOCIAL STUDIES (5089)</b>  Test Company: ETS Score Range: 100-200	All enrolled students who have completed all nonclinical courses, 2020-21									
	Other enrolled students, 2020-21						23	21	91%	173
	All program completers, 2020-21						16	15	94%	172
	All program completers, 2019-20						8			
	All program completers, 2018-19						11	11	100%	185
<b>MUSIC CONTENT &amp; INSTRUCTION (5114)</b>  Test Company: ETS Score Range: 100-200	All enrolled students who have completed all nonclinical courses, 2020-21						1			
	Other enrolled students, 2020-21						1			
	All program completers, 2020-21						4			
	All program completers, 2019-20						2			

**Single Assessment Institution-Level Pass Rate Data: *Alternative Teacher Preparation Program Within IHE***

	All program completers, 2018-19						5			
<b>PHYSICAL ED CONTENT AND DESIGN (5095)</b>  <i>Test Company: ETS</i> <i>Score Range: 100-200</i>	All enrolled students who have completed all nonclinical courses, 2020-21									
	Other enrolled students, 2020-21						2			
	All program completers, 2020-21						10	6	60%	172
	All program completers, 2019-20						4			
	All program completers, 2018-19						6			


	<b>HEOA - Title II</b> <b>2020 - 2021 Academic Year</b>
	<b>Institution Name</b> Asbury University
	<b>Institution Code</b> 1019
	<b>State</b> Kentucky

April 4, 2022

Assessment Information <sup>1</sup>	Group	Number Taking Assessment	Number Passing Assessment	Institutional Pass Rate	Institutional Average Scaled Score	Assessment Cut Score <sup>2</sup>	Statewide			
							Number Taking Assessment	Number Passing Assessment	Statewide Pass Rate	Statewide Average Scaled Score
<b>PHYSICS CONTENT KNOWLEDGE (5265)</b>  <i>Test Company: ETS</i> <i>Score Range: 100-200</i>	All enrolled students who have completed all nonclinical courses, 2020-21									
	Other enrolled students, 2020-21						8			
	All program completers, 2020-21						1			
	All program completers, 2019-20						1			
	All program completers, 2018-19						4			
<b>PRINC LEARNING AND TEACHING 5-9 (5623)</b>  <i>Test Company: ETS</i> <i>Score Range: 100-200</i>	All enrolled students who have completed all nonclinical courses, 2020-21									
	Other enrolled students, 2020-21						50	48	96%	175
	All program completers, 2020-21						87	84	97%	176
	All program completers, 2019-20						60	60	100%	177

**Single Assessment Institution-Level Pass Rate Data: *Alternative Teacher Preparation Program Within IHE***

	All program completers, 2018-19						52	52	100%	177
<b>PRINC LEARNING AND TEACHING 7-12 (5624)</b>  <i>Test Company: ETS</i> <i>Score Range: 100-200</i>	All enrolled students who have completed all nonclinical courses, 2020-21						2			
	Other enrolled students, 2020-21						88	84	95%	177
	All program completers, 2020-21	2				160	149	148	99%	179
	All program completers, 2019-20	5				160	143	143	100%	180
	All program completers, 2018-19	2				160	144	143	99%	178
<b>PRINC LEARNING AND TEACHING K-6 (5622)</b>  <i>Test Company: ETS</i> <i>Score Range: 100-200</i>	All enrolled students who have completed all nonclinical courses, 2020-21						1			
	Other enrolled students, 2020-21	1				160	52	50	96%	177
	All program completers, 2020-21	1				160	81	81	100%	177
	All program completers, 2019-20	3				160	61	61	100%	178
	All program completers, 2018-19						73	73	100%	176


	<b>HEOA - Title II</b> <b>2020 - 2021 Academic Year</b>
<b>Institution Name</b>	Asbury University
<b>Institution Code</b>	1019
<b>State</b>	Kentucky

April 4, 2022

Assessment Information <sup>1</sup>	Group	Number Taking Assessment	Number Passing Assessment	Institutional Pass Rate	Institutional Average Scaled Score	Assessment Cut Score <sup>2</sup>	Statewide			
							Number Taking Assessment	Number Passing Assessment	Statewide Pass Rate	Statewide Average Scaled Score
<b>SE CK AND MILD TO MODERATE APPL (5543)</b>  <i>Test Company: ETS</i> <i>Score Range: 100-200</i>	All enrolled students who have completed all nonclinical courses, 2020-21									
	Other enrolled students, 2020-21						129	119	92%	169
	All program completers, 2020-21	1				158	137	135	99%	172
	All program completers, 2019-20	1				158	141	140	99%	172

**Single Assessment Institution-Level Pass Rate Data: *Alternative Teacher Preparation Program Within IHE***

	All program completers, 2018-19							128	128	100%	172
<b>SE CK AND SEVERE TO PROF APPL (5545)</b>  <i>Test Company: ETS</i> <i>Score Range: 100-200</i>	All enrolled students who have completed all nonclinical courses, 2020-21										
	Other enrolled students, 2020-21							14	13	93%	175
	All program completers, 2020-21							16	16	100%	177
	All program completers, 2019-20							13	13	100%	180
	All program completers, 2018-19							11	11	100%	176
<b>SE CORE KNOWLEDGE &amp; APPLICATIONS (5354)</b>  <i>Test Company: ETS</i> <i>Score Range: 100-200</i>	All enrolled students who have completed all nonclinical courses, 2020-21										
	Other enrolled students, 2020-21							1			
	All program completers, 2020-21							3			
	All program completers, 2019-20										
	All program completers, 2018-19							2			
<b>SE TEACHING STU WVISUAL IMPAIRMENT (5282)</b>  <i>Test Company: ETS</i> <i>Score Range: 100-200</i>	All enrolled students who have completed all nonclinical courses, 2020-21										
	Other enrolled students, 2020-21										
	All program completers, 2020-21							1			
	All program completers, 2019-20										
	All program completers, 2018-19							2			


	<b>HEOA - Title II</b> <b>2020 - 2021 Academic Year</b>
	<b>Institution Name</b> Asbury University
	<b>Institution Code</b> 1019
	<b>State</b> Kentucky

April 4, 2022
**Statewide**

**Single Assessment Institution-Level Pass Rate Data: *Alternative Teacher Preparation Program Within IHE***

<b>Assessment Information<sup>1</sup></b>	<b>Group</b>	<b>Number Taking Assessment</b>	<b>Number Passing Assessment</b>	<b>Institutional Pass Rate</b>	<b>Institutional Average Scaled Score</b>	<b>Assessment Cut Score<sup>2</sup></b>	<b>Number Taking Assessment</b>	<b>Number Passing Assessment</b>	<b>Statewide Pass Rate</b>	<b>Statewide Average Scaled Score</b>
<b>SOCIAL STUDIES CONTENT &amp; INTERPRETATION (5086)</b>  <i>Test Company: ETS</i> <i>Score Range: 100-200</i>	All enrolled students who have completed all nonclinical courses, 2020-21						2			
	Other enrolled students, 2020-21						23	20	87%	166
	All program completers, 2020-21						23	21	91%	166
	All program completers, 2019-20						33	31	94%	170
	All program completers, 2018-19						14	13	93%	172
<b>SPANISH WORLD LANGUAGE (5195)</b>  <i>Test Company: ETS</i> <i>Score Range: 100-200</i>	All enrolled students who have completed all nonclinical courses, 2020-21									
	Other enrolled students, 2020-21						13	7	54%	168
	All program completers, 2020-21						7			
	All program completers, 2019-20						8			
	All program completers, 2018-19						11	10	91%	178
<b>SPEECH LANGUAGE PATHOLOGY (5331)</b>  <i>Test Company: ETS</i> <i>Score Range: 100-200</i>	All enrolled students who have completed all nonclinical courses, 2020-21									
	Other enrolled students, 2020-21						4			
	All program completers, 2020-21						2			
	All program completers, 2019-20						1			
	All program completers, 2018-19									
<b>TECHNOLOGY EDUCATION (5051)</b>  <i>Test Company: ETS</i> <i>Score Range: 100-200</i>	All enrolled students who have completed all nonclinical courses, 2020-21									
	Other enrolled students, 2020-21						2			
	All program completers, 2020-21									
	All program completers, 2019-20						1			
	All program completers, 2018-19									

**Single Assessment Institution-Level Pass Rate Data: *Alternative Teacher Preparation Program Within IHE***

	<b>HEOA - Title II 2020 - 2021 Academic Year</b>
	<b>Institution Name</b> Asbury University
	<b>Institution Code</b> 1019
	<b>State</b> Kentucky

April 4, 2022

<i>Assessment Information</i> <sup>1</sup>	<i>Group</i>	<i>Number Taking Assessment</i>	<i>Number Passing Assessment</i>	<i>Institutional Pass Rate</i>	<i>Institutional Average Scaled Score</i>	<i>Assessment Cut Score</i> <sup>2</sup>	<b>Statewide</b>			
							<i>Number Taking Assessment</i>	<i>Number Passing Assessment</i>	<i>Statewide Pass Rate</i>	<i>Statewide Average Scaled Score</i>
THEATRE (5641)  Test Company: ETS Score Range: 100-200	All enrolled students who have completed all nonclinical courses, 2020-21									
	Other enrolled students, 2020-21						2			
	All program completers, 2020-21									
	All program completers, 2019-20							1		
	All program completers, 2018-19									

Note: In cases where there are less than ten students taking the assessment or license/certificate, the number passing and pass rate are not reported.

<sup>1</sup>Tests with multiple delivery options (computer, paper, etc.) will be noted with the assessment code for one format only.

<sup>2</sup>Cut scores may vary for groups depending upon when the cut scores are established by the state and when each group completed their teacher certification or licensure assessment.